



QUALIFIER

SIZE CHART

The **STABLE STEP** for **AIRSTREAM®**

PART NUMBER	STEP HEIGHT	STEP RISE
STP-216	18" – 23.25"	6.5"

DOOR WIDTH

Size from Factory Label

26" - 28"

–OR–

DOOR WIDTH

Size from Flange to Flange

23.75" – 26.25"

If your unit doesn't meet all of the **STEP** specifications below, please call the **MORryde** sales department for further assistance.

574-293-1581

Make sure your unit is level to ensure accurate measurements.



Step 1

Step 2

Step 3

Step 4




Rise of Threshold

THRESHOLD

Make sure the rise of your threshold is between 3/8" and 1/2". If it is greater or less than either of these measurements the door may not close properly. The vertical flange will need to be cut down during installation.


HINGE PLATE

You must have a gap of 5/16" from the bottom of your entry and screen doors to the top of the threshold to allow room for the hinge plate. Without this clearance, your door will not have sufficient room to close while the steps are down.



Bottom of door


Top of Threshold



Bend

THRESHOLD BEND

Verify your Airstream trailer has the additional bend in the door jamb as seen above.



Threshold

Ground

STEP HEIGHT

Find your step height by measuring from the top of the threshold to the ground. Step height has to be between 18" - 23.25".



Above. Beyond. Always.

www.MORryde.com
574.293.1581

