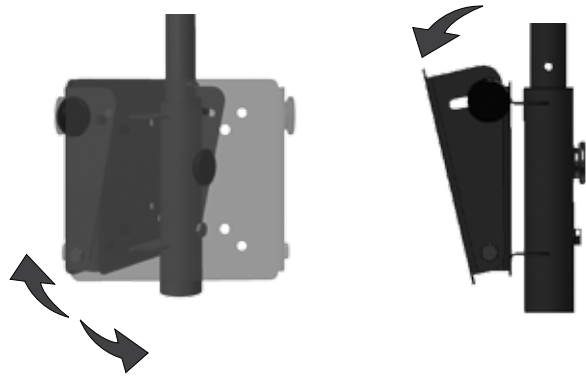


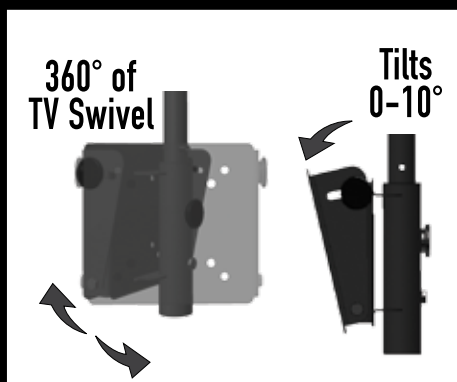
- ▶ FITS FLAT PANEL TVS WITH VESA MOUNTING PATTERNS: 75x75 OR 100x100
- ▶ RATED FOR 25LB CAPACITY
- ▶ TILT & SWIVEL ADJUSTMENT
- ▶ LOCKS IN PLACE



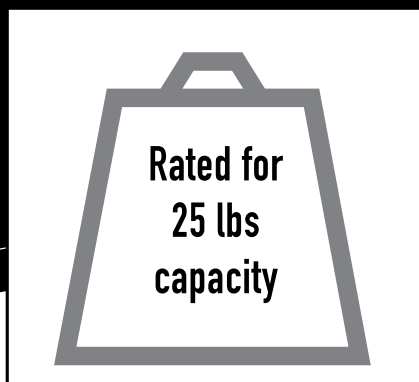
This mount is excellent for under-cabinet installation or reinforced ceilings. Also works great as a swiveling monitor mount for desk-top installation.*

CEILING TV MOUNT for SMALL LCD Flat Panel TVs

TV1-012H



Range of Motion




Weight Capacity

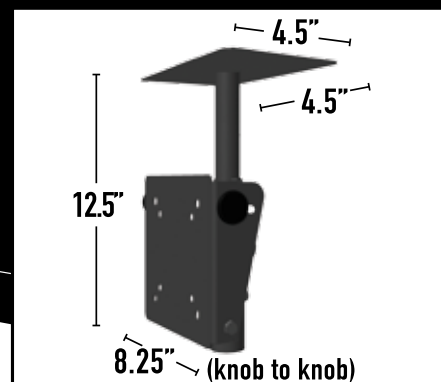
VESA

75x75

100x100



VESA Hole Pattern



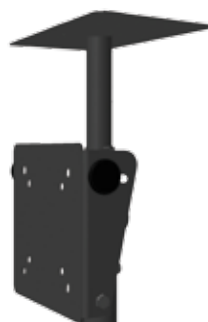
Dimensions

**Structure must be reinforced - the size and weight of your television plus the weight of the mount must be properly supported. MOR/ryde is responsible for the design and manufacturing of our parts; we are not responsible for the structure it is mounted to. Please see installation instructions for further information.*

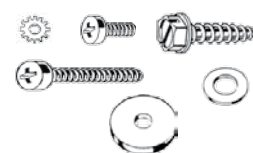


PACKAGE CONTENTS:

Comes fully assembled with reversible mounting plate.



Mounting Hardware



Instructions

TV1-012H

