

### Slide-out & Swivel TV Mount



#### Times have changed!

Does the original design of your RV have a large cubby for your old-style TV? This mount fits perfectly in that space and allows for the TV to mount flush with the cabinet during storage and slide out for easy viewing any time!

**TV40-001**  
7" Extension

- ▶ MEETS UP TO VESA 200x200 HOLE PATTERN
- ▶ FITS 15" - 40" FLAT PANEL TVs
- ▶ RATED FOR 50LB CAPACITY
- ▶ GREAT FOR CABINET INSTALLATION
- ▶ UP TO 140° SWIVEL ADJUSTMENT


MOR/ryde Part#

TV40-001H Slide-out & Swivel

### Multi-purpose TV & Monitor Mount

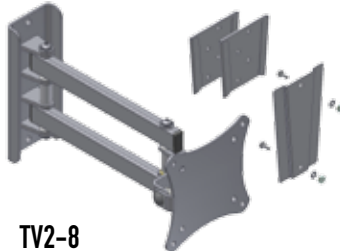
- ▶ MEETS VESA UP TO 100x100 HOLE PATTERN
- ▶ FITS 15" - 19" FLAT PANEL TVs
- ▶ RATED FOR 25LB CAPACITY
- ▶ TILT AND SWIVEL ADJUSTMENT
- ▶ 2 PORTABLE MOUNTING PLATES INCLUDED

**TV4-PM**



**TV2-8**

Extended arm version



MOR/ryde Part#

TV4-PMH Swivel & tilt

TV2-8-PMH Swivel & tilt w/ 8" extension

### Still To Come...

Motorized Vertical TV Mount  
Horizontal Slide TV Mount

*Contact MOR/ryde today  
for pricing and delivery!*



1966 Moyer Avenue

P.O. Box 579

Elkhart, Indiana 46515-0579

Phone: 574.293.1581

Fax: 574.294.4936

www.morryde.com

### Wall Mount Universal TV Mounts



**TV1-002**  
Rigid

**TV1-001**  
Swivels up to 15°


- ▶ MEETS UP TO VESA 200x200 HOLE PATTERN
- ▶ FITS 15" - 40" FLAT PANEL TVs
- ▶ RATED FOR 50LB CAPACITY
- ▶ EASILY MOUNTED ANYWHERE
- ▶ NO ASSEMBLY REQUIRED

MOR/ryde Part#

TV1-001H Wall Mount Swivel

TV1-002H Wall Mount Rigid

TV1-003H Base Mount Rigid



**TV1-003**  
Base Mount

#### Upgrade & save space!

These low profile brackets are perfect for your new flat screen. Easy to install and the hardware is included!