



QUALITY SUSPENSION SYSTEMS



SMOOTHING OUT THE ROUGH SPOTS.

PIN BOX FIT CHART

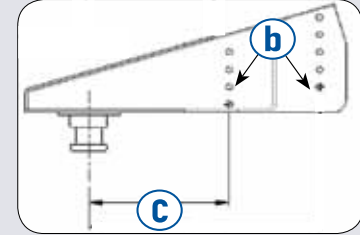
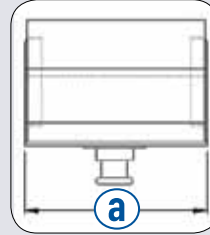
Ordering a MOR/ryde Pin Box System for your fifth wheel is very simple and straightforward.

Please identify the following:

- ▶ **WHAT IS THE PART NUMBER OF THE STOCK PIN BOX?** (usually found on a label on the pin box)
- ▶ **WHAT IS THE GVWR OF THE TRAILER?*** - MOR/ryde has a specific rubber spring for different weight ratings.

OR, if the stock part number is not available, a few easy measurements will tell you what you need!

- a) Width
- b) Bolt pattern
 - How many bolts per side?
- c) Distance from center of king pin to center of first row of bolts.



Please reference our pin box measurement guide at www.morryde.com to convert these measurements into a specific MOR/ryde base part number.

CROSS-REFERENCE GUIDE		ORDER ACCORDING TO GVWR OF THE TRAILER (*NOT THE GVW OF THE PIN BOX)			
		11,500 or less	11,501 - 14,000	14,001 - 18,000	18,001 & over
MFG	MODEL #				
Lippert	1621, HD, SHD	RPB72-1621HD-03	RPB72-1621HD-04	RPB72-1621HD-05	RPB72-1621SHD-06
Lippert	1716	RPB72-1716-03	RPB72-1716-04	RPB72-1716-05	RPB72-1716-06
Lippert	1116	RPB72-1116-03	RPB72-1116-04	RPB72-1116-05	RPB72-1116-06
Lippert	0719	RPB72-0719-03	RPB72-0719-04	RPB72-0719-05	RPB72-0719-06
Lippert	0516	RPB72-316-03	RPB72-316-04	RPB72-316-05	RPB72-316-06
Lippert	0115	RPB72-0115-03	RPB72-0115-04	RPB72-0115-05	RPB72-0115-06
Leland	7920, 7921	RPB72-221002300-03	RPB72-221002300-04	RPB72-221002300-05	RPB72-221002300-06
Leland	7930	RPB72-7930-03	RPB72-7930-04	RPB72-7930-05	RPB72-7930-06
Leland	7910	RPB72-7910-03	RPB72-7910-04	RPB72-7910-05	RPB72-7910-06
Leland	7900	RPB72-7900-03	RPB72-7900-04	RPB72-7900-05	RPB72-7900-06
Fabex	500	RPB72-500-03	RPB72-500-04	RPB72-500-05	RPB72-500-06
Fabex	503	RPB72-503-03	RPB72-503-04	RPB72-503-05	RPB72-503-06
Fabex	665	RPB72-665-03	RPB72-665-04	RPB72-665-05	RPB72-665-06
Fabex	765	RPB72-765-03	RPB72-765-04	RPB72-765-05	RPB72-765-06
Fabex	770	RPB72-770-03	RPB72-770-04	RPB72-770-05	RPB72-770-06
Fabex	520	RPB72-520-03	RPB72-520-04	RPB72-520-05	RPB72-520-06
Fabex	663	RPB72-663-03	RPB72-663-04	RPB72-663-05	RPB72-663-06
Fabex	730	RPB72-730-03	RPB72-730-04	RPB72-730-05	RPB72-730-06
Fabex	300,314,316	RPB72-316-03	RPB72-316-04	RPB72-316-05	RPB72-316-06
Fabex	315	RPB72-315-03	RPB72-315-04	RPB72-315-05	RPB72-315-06
Fabex	330	RPB72-330-03	RPB72-330-04	RPB72-330-05	RPB72-330-06
Fabex	560	RPB72-560-03	RPB72-560-04	RPB72-560-05	RPB72-560-06
Fabex	660	RPB72-660-03	RPB72-660-04	RPB72-660-05	RPB72-660-06
Venture	Long	RPB72-VL-03	RPB72-VL-04	RPB72-VL-05	RPB72-VL-06
Venture	Med	RPB72-VM-03	RPB72-VM-04	RPB72-VM-05	RPB72-VM-06
Youngs Welding	Long	RPB72-YWL-03	RPB72-YWL-04	RPB72-YWL-05	RPB72-YWL-06
Youngs Welding	Medium	RPB72-YWM-03	RPB72-YWM-04	RPB72-YWM-05	RPB72-YWM-06
Youngs Welding	45 degree	RPB72-YW45-03	RPB72-YW45-04	RPB72-YW45-05	RPB72-YW45-06
Youngs Welding	6640-1	RPB72-6640-1-03	RPB72-6640-1-04	RPB72-6640-1-05	RPB72-6640-1-06
Youngs Welding	52751	RPB72-52751-03	RPB72-52751-04	RPB72-52751-05	RPB72-52751-06
Youngs Welding	Short	RPB72-YW0-03	RPB72-YW0-04	RPB72-YW0-05	RPB72-YW0-06
RBW	7019	RPB72-7019-03	RPB72-7019-04	RPB72-7019-05	RPB72-7019-06
RBW	7016-2P	RPB72-7016-03	RPB72-7016-04	RPB72-7016-05	RPB72-7016-06
RBW	7027	RPB72-7027-03	RPB72-7027-04	RPB72-7027-05	RPB72-7027-06
Atwood	AB-34 HD	RPB72-AB34-03	RPB72-AB34-04	RPB72-AB34-05	RPB72-AB34-06
Atwood	AB-72	RPB72-AB72-03	RPB72-AB72-04	RPB72-AB72-05	RPB72-AB72-06

PIN BOX SYSTEM



UNIQUE RUBBER SHEAR SPRING
ABSORBS SHOCK

No more chucking, jerking, bucking & pushing!

Chucking, jerking, pushing - it doesn't matter what you call it - that back-and-forth, horizontal motion makes for rough towing.

For years, fifth wheel owners have grown accustomed to the harsh, jerky back-and-forth motion that comes with towing a fifth wheel. The strain it puts on the driver, the passenger, the truck and the fifth wheel have simply been accepted as part of the towing experience.

That's where MOR/ryde's Pin Box System enters the picture. The unique rubber shear spring works in a horizontal planar motion (both longitudinally and laterally) to absorb towing shock and effectively diminish the transfer of forces from trailer to truck. Install one and forget about that harsh, jerky chucking action - not to mention the added strain on you!

MOR/RYDE'S PIN BOX

Uses 100% natural rubber shear springs

Up to 3" fore/aft travel and 1 1/2" side to side travel

Eliminates back & forth chucking & jerking by working on a horizontal plane

Provides jerk free starts & stops and an overall smoother ride

OTHER BRANDS

Uses airbags which can and do leak

Uses a pivot action w/ less than 1/2" of movement

Works on a vertical action - doesn't fully address chucking

Limited fore/aft movement - not as effective on jerking/starting/stopping

United States Patent 6,986,524



To make things even smoother for you, the MOR/ryde Pin Box System is available for installation in the aftermarket and installs in an hour on most fifth wheels. Also offered as standard or optional from select manufacturers on new units. For more details, visit www.morryde.com or call 574-293-1581.

SRE/4000 PREMIUM SUSPENSION SYSTEM

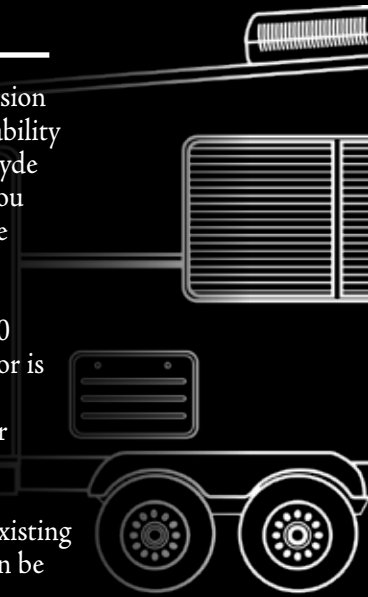


Leave rough towing behind!

When it comes to suspension performance, it's all about suspension travel. Increased travel means smoother towing, improved towability and better protection from damaging road shock. The MOR/ryde SRE/4000 provides up to 4" of suspension travel. This gives you the smoothness you need with today's rough roads as well as the protection of your trailer from damaging road shock.

The SRE/4000 also provides added strength as each SRE/4000 includes one XFactor Performance Crossmember*. The XFactor is designed to provide added lateral support resulting in greatly reduced frame stress. Your trailer is now smoother and stronger than ever with the SRE/4000.

The SRE/4000 with the XFactor crossmember bolts into the existing frame hanger. Installation is simple and straightforward and can be done by a dealer, service center or do-it-yourselfer.



- ▶ 4" OF SUSPENSION TRAVEL FOR EXCEPTIONAL TOWING SMOOTHNESS
- ▶ RUBBER SHEAR SPRINGS FOR THE BEST IN ROAD SHOCK ABSORPTION
- ▶ PROVIDES GREATER EQUALIZATION
- ▶ INCLUDES (1) XFactor PERFORMANCE CROSSMEMBER FOR ADDED FRAME STRENGTH
- ▶ EASY BOLT-ON INSTALLATION

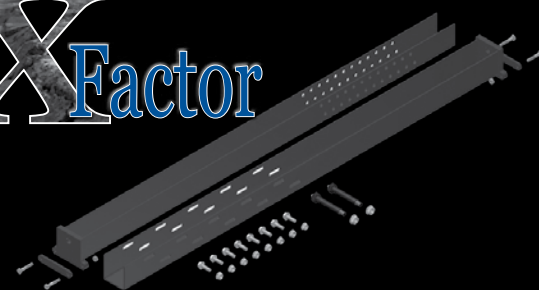


Patent Pending

XFactor Performance Crossmembers


*Additional crossmembers for the front and rear frame hanger locations are sold separately. The XFactor can also be added to the CRE/3000, MOR/ryde LRE, and stock suspension systems.

XFactor



SMOOTHING

CRE/3000 RUBBER EQUALIZER



The affordable way to upgrade.

The CRE/3000 is designed for towing improvement over the standard stock equalizer.

MOR/ryde leads the industry in offering the smoothest and most economical suspension solutions. MOR/ryde products help you get the most out of your RV and vehicles for a long-term value by ensuring that every road you travel is smoother for both you and your vehicles. With expert advice and professional installation, you can count on MOR/ryde for smoothing out the rough spots –no matter how challenging the roads may get. In addition to these great products, MOR/ryde also offers the following:

▶ TOW VEHICLE UPGRADES

The MOR/ryde Rubber Leaf System makes the truck ride smoother, whether you are towing a trailer or riding empty. It's the definitive solution for rough-riding trucks.

▶ TRAILER BRAKE UPGRADES

For enhanced peace of mind, turn to MOR/ryde for a complete line of trailer brakes. You can upgrade to disc brakes for maximum braking performance or have larger electric brakes installed. Sealed cartridge bearings, which eliminate the need for annual bearing maintenance, are also available for both electric and disc brake systems.

▶ RUNNING GEAR UPGRADES

The heavy duty shackle kit is an excellent upgrade for your running gear. The 1/2" shackle brackets are stronger, more durable brackets than standard 1/4" brackets, while the bronze bushings and greasable bolts help minimize wear and tear.

TO VIEW OUR PRODUCTS IN ACTION, PLEASE VISIT WWW.MORRYDE.COM

- ▶ REPLACES STEEL LEAF EQUALIZER
- ▶ UTILIZES RUBBER TO CUSHION SHOCK
- ▶ EASY BOLT-ON INSTALLATION
- ▶ INCREASED SUSPENSION TRAVEL OVER STOCK



UNIQUE TRAVEL SLOT



OUT THE ROUGH SPOTS.



SMOOTHING OUT THE ROUGH SPOTS.

**MOR/ryde International
1966 Moyer Avenue
P.O. Box 579
Elkhart, Indiana 46515-0579**

**Phone: 574.293.1581
Fax: 574.294.4936
www.morryde.com**

Your Local Dealer: